

APPLICATION:

PRODUCT NAME:

SINGLE DECK VERTICAL  
BANQUET ROOM GLASS FILLER

JOB NAME:

SPECIAL CONFIGURATION  
 CHECK BASE MODEL AND OPTIONS

QUANTITY:

ITEM NO.

MODEL:

1117 SD CONTROL VALVE, NO WALL BRACKET  
 1117-WB SD CONTROL VALVE W/ WALL BRACKET

OPTIONS OR MODIFICATIONS:

SUPPLY LINES (24" OR 36") CIRCLE LENGTH  
 ADD-ON FAUCET (6", 8", 10", 12", 14", 16") CIRCLE  
 IN-LINE DUAL CHECK VALVE  
 HANDLES (CROSS OR WRIST) CIRCLE STYLE  
 VANDAL RESISTANT KIT  
 OTHER \_\_\_\_\_

FEATURES

CONTROL VALVE

- \* SINGLE DECK
- \* STEM - LEFT HAND
- \* HOT AND COLD INDEX BUTTONS
- \* SWIVELLING SEAT DISK
- \* STAINLESS STEEL SEAT
- \* STAINLESS STEEL SEAT SCREW
- \* STAINLESS STEEL HANDLE SCREW

HOSE

- \* 36" LENGTH
- \* STAINLESS STEEL END FITTINGS
- \* STAINLESS STEEL EXTERNAL JACKET
- \* USDA APPROVED FOODGRADE INTERNAL HOSE
- \* REPAIRABLE IN-FIELD WITH SIMPLE TOOLS

GLASS FILLER VALVE

- \* BRONZE HANDLE - NOT PLASTIC - MEANS FULL "ON"
- \* FITS ALL BRANDS
- \* 5.0 GPM AT 80 PSI

WAL BRACKET

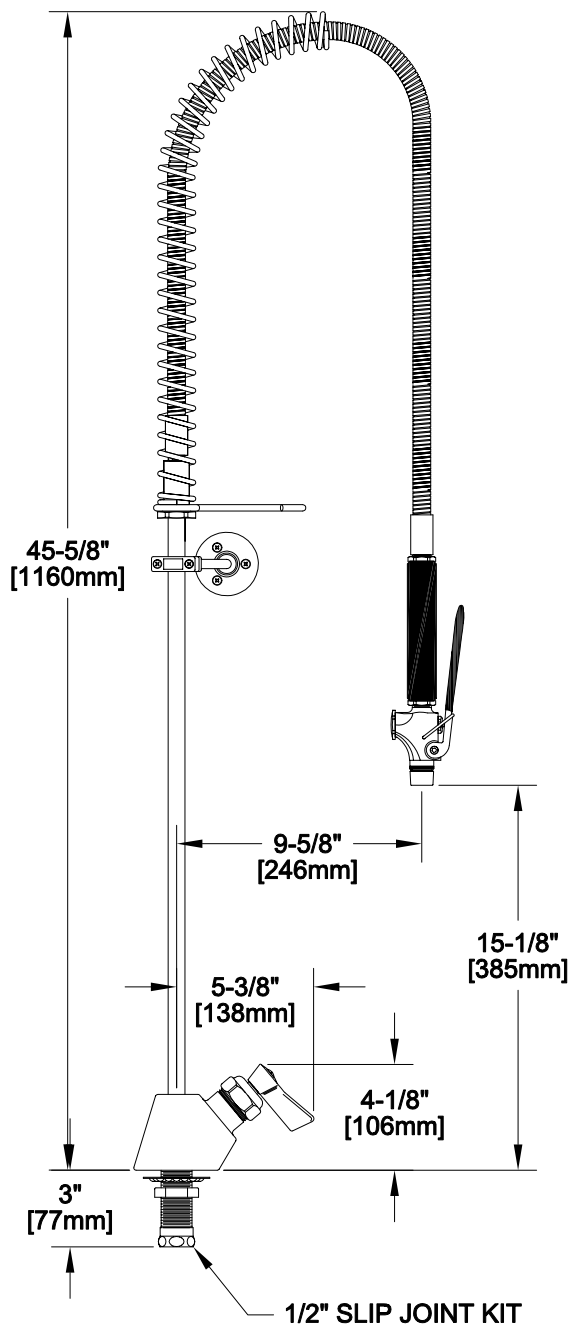
- \* ADJUSTS FROM 2" TO 12"

SYSTEM LIMITS

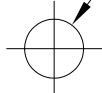
- \* TEMP: 40°F MIN. TO 140°F MAX.
- \* PRESSURE: 200 PSI MAX. STATIC

SHIPPING WEIGHT

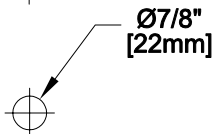
- \* 10.0 LBS



FOOTPRINT:



ROUGH-IN:



ANSI/A112.18.1M

**FISHER**

FISHER MANUFACTURING COMPANY  
TOLL FREE: 800-421-6162 - FAX: 800-832-8238  
information@fisher-mfg.com - www.fisher-mfg.com